



Roger Upgrader

What is it?

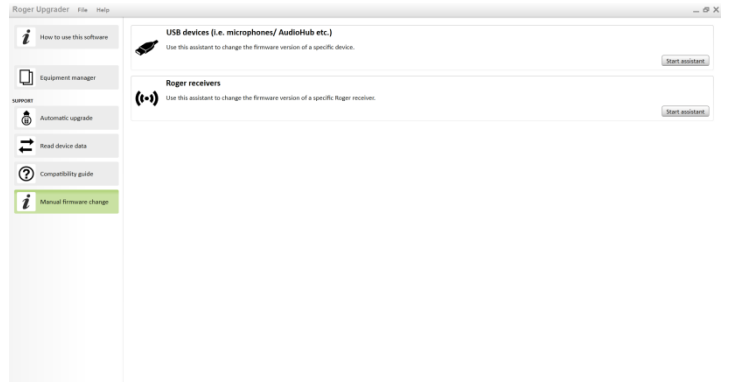
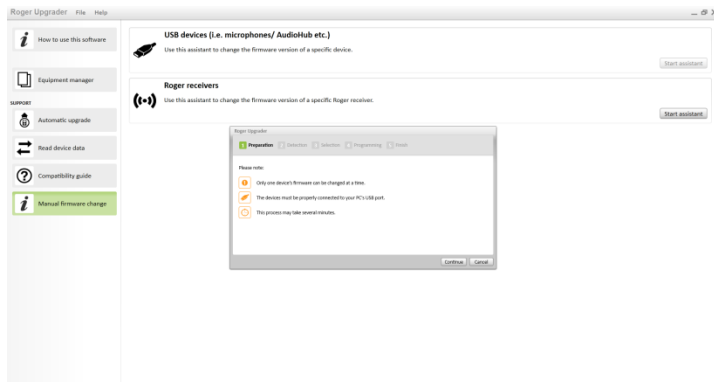
Roger Upgrader is Phonak software for reading and upgrading the firmware of Roger microphones and receivers. It includes a tool called the Equipment Manager.

Who is it for?

Roger Upgrader can be used by anyone using Roger devices. It is available for free download from www.phonakpro.com/roger-upgrader. Menu items are in English only. The Equipment Manager feature allows hearing care professionals, especially in the schools, to manage the many Roger devices that are in use.

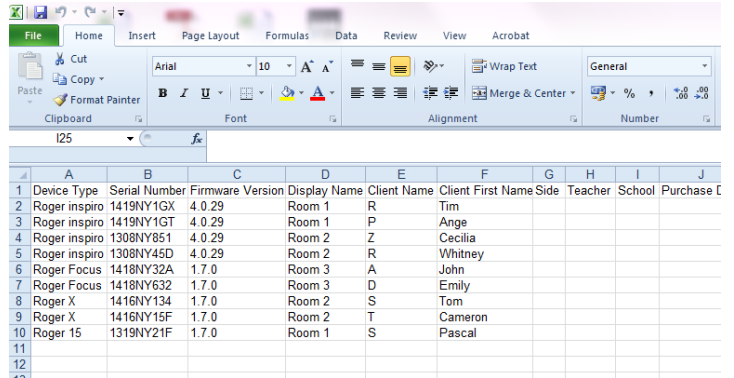
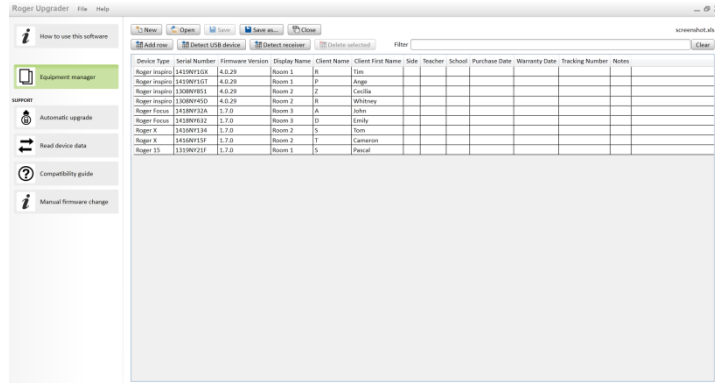
How does it work?

Roger Upgrader needs to be installed on a PC computer running Windows platform (Windows 7, or newer). Roger microphones are connected via USB and Roger receivers use the Roger inspiro with the USB as the Roger relay. Once the Roger Upgrader is open and the device is connected, select the automatic upgrade menu. Manual firmware change is available as well.



How to use the Roger Equipment Manager?

The Equipment Manager is an Excel-like spreadsheet with pre-defined columns. Once a device is connected and read, the device data will automatically be entered into the appropriate column for device type, serial number and firmware version. Other data including the name of the child, teacher and school can be manually entered by the user. In addition, there is an option to export data and use the complete tools available in Excel to customize the spreadsheet.



How to download Roger Upgrader?

The Roger Upgrader can be downloaded from the internet: www.phonakpro.com/roger-upgrader on the right box "Downloads".

